



PETANQUE NEW ZEALAND

OFFICIAL RULES FOR THE SPORT OF PETANQUE

Applicable to all territories of National Federations, members of the FIPJP

Adopted by Petanque New Zealand (PNZ) on 20 January 2021 with immediate effect.

Including **Petanque New Zealand Local Regulations and Interpretations in Red text**

Document Last Updated: August 2025

INDEX

	Page No.
<u>GENERAL RULES</u>	
Article 1	Composition of teams 3
Article 2	Characteristics of approved boules 3
Article 2a	Penalties for irregular boules 3
Article 3	Approved jacks 4
Article 4	Licences 4
<u>PLAY</u>	
Article 5	Area of play and terrain rules 4
Article 6	Start of play and rules regarding the circle 5
Article 7	Valid distances for the thrown jack 6
Article 8	For the thrown jack to be valid 7
Article 9	Dead jack during an end 8
Article 10	Displacement of obstacles 8
Article 11	Changing of jack or boule 8
<u>JACK</u>	
Article 12	Jack masked or displaced 9
Article 13	Jack moved into another game 9
Article 14	Rules to apply if the jack is dead 9
Article 15	Positioning the jack after it has been stopped 9
<u>BOULES</u>	
Article 16	Throwing of the first and following boules 10
Article 17	Behaviour of players and spectators during a game 10
Article 18	Throwing of the boules & boules going outside of the terrain 11
Article 19	Dead boules 11
Article 20	Stopped boules 11
Article 21	Time allowed to play 11
Article 22	Displaced boules 12
Article 23	Players throwing a boule other than their own 12
Article 24	Boules thrown contrary to the rules 13
<u>POINTS AND MEASURING</u>	
Article 25	Temporary removal of boules 13
Article 26	Measuring of points 13
Article 27	Removed boules 13
Article 28	Displacement of the boules or the jack 13
Article 29	Boules equidistant from the jack 14
Article 30	Foreign bodies adhering to the boules or jack 14
Article 31	Complaints 14
<u>DISCIPLINE</u>	
Article 32	Penalties for absent teams or players 14
Article 33	Late arrival of players 15
Article 34	Replacement of a player 15
Article 35	Penalties 15
Article 36	Bad weather 16
Article 37	New phase of play 16
Article 38	Lack of sportsmanship 16
Article 39	Bad behaviour 16
Article 40	Duties of the Umpires 17
Article 41	Composition and decisions of the Jury 17
<u>APPENDICES (Diagrams)</u>	
Appendix 1	New distances & Rules January 2021 18
Appendix 2	Measuring a valid jack 19
Appendix 3	Moving the circle back 19
Appendix 4	Where the opposition can stand 20
Appendix 5	Decisions when a jack is stopped 21
Appendix 6	Marking of boules and jack 22
Appendix 7	Use of coloured Penalty cards 23
Notes	24

OFFICIAL RULES FOR THE SPORT OF PÉTANQUE

GENERAL RULES

Article 1. Composition of teams

Pétanque is a sport in which:

- 3 players play against 3 players (triples).

It can also be played by:

- 2 players against 2 players (doubles).
- 1 player against 1 player (singles).

In triples, each player uses 2 boules. In doubles and singles, each player uses 3 boules. No other formula is allowed.

Article 2. Characteristics of approved boules

Pétanque is played with boules approved by the F.I.P.J.P. and which conform to the following criteria:

- 1) To be made of metal.
- 2) To have a diameter between 7.05 cm (minimum) and 8 cm (maximum).
- 3) To have a weight of between 650 grams (minimum) and 800 grams (maximum).

For competitions reserved for players who are aged 11 years or less in the year, they may use boules that weigh 600 grammes and are 65 mm in diameter provided that they are made under one of the approved labels.

The trademark of the manufacturer and the weight must be engraved on the boules and must always be legible.

The player's first and last names (or initials) may also be engraved on them, as well as various logos, initials, acronyms or similar detail, in accordance with the specifications relating to the manufacture of the boules.

This means that such engraving can only be done by the manufacturer.

- 4) The boule must be hollow and not contain any material such as lead, sand, mercury etc. As a general rule, the boules must not be tampered with in any way, nor altered or modified after machining by the approved manufacturer. Importantly, re-tempering of the boules in order to modify the hardness applied by the manufacturer is forbidden.

Article 2a. Penalties for irregular boules

Any player guilty of breaking the above condition 4) is immediately disqualified from the competition together with their partners.

If a boule not "tampered with" but worn, or of defective manufacture, does not pass the official examination successfully, or does not comply with the norms set out in paragraphs 1), 2) and 3) above, the player must change it. They may also change the set.

Complaints relating to these three paragraphs and made by players are admissible only before the start of a game. It is in the interests of the players, therefore, to ensure that their boules and those of their opponents comply with the above rules.

Complaints relating to 4) are admissible at any time during the game, but they must be made between ends. However, from the third end onwards, if a complaint made about the boules of an opponent is proved to be unfounded, 3 points will be added to the score of the opponent.

An umpire or the jury may, at any time, require examination of the boules of one or several players.

Article 3. Approved jacks

Jacks are made of wood, or of a synthetic material bearing the manufacturer's mark and having obtained the FIPJP's approval in line with the precise specification relating to the required standards.

Their diameter must be 30 mm (tolerance: + or –1 mm).

Their weight must be between 10 and 18 grams.

Painted jacks are authorised, but at no time must they, nor the jacks made of wood, be capable of being picked up with a magnet.

There are only two synthetic jacks approved by F.I.P.J.P. - OBUT and VMS. The approved synthetic jack must have the name of the manufacturer on it. Any synthetic jack without one of these brands written on it in relief and readable is not allowed in official competition.

Article 4. Licences

To be registered in a competition each player must present their licence, or, in accordance with the rules of their federation, a document proving their identity, and that they are a member of that federation.

This Article generally applies to international competitions only. Licences do not need to be produced by PNZ affiliated players before domestic competitions in New Zealand. International players playing in a restricted open (affiliated players only) competition while in New Zealand need to present a player licence before being eligible to play.

PLAY

Article 5. Area of play and terrain rules

Petanque is played on any surface. However, by the decision of the organising committee or an umpire, the teams may be required to play on a marked and defined terrain. In this case, the terrain for National Championships and International Competitions, must have the following minimum dimensions: 15 metres long x 4 metres wide.

For other competitions, the Federations may permit variations relative to these minimum dimensions, subject to them not being below 12 metres x 3 metres.

A playing area comprises of an indeterminate number of lanes defined by strings, the size of which must not interfere with the course of play. These strings marking separate lanes are not dead ball lines except for those marking the end of the lane and the exterior of the terrain.

When the lanes are placed end to end, the end lines connecting the lanes are dead ball lines.

When the terrains of play are enclosed by barriers, these must be a minimum distance of 1 metre from the exterior line of the playing area.

Games are played to 13 points, with the possibility of leagues and qualifying heats being played to 11 points.

Some competitions can be organised within time limits. These must always be played within marked lanes and all the lines marking these lanes are dead ball lines.

Article 6. Start of play and rules regarding the circle

The players must draw lots (toss a coin) to decide which team will choose the terrain, if it has not been allocated by the organisers, and to be the first to throw the jack.

If the lane has been designated by the organisers, the jack must be thrown on this lane. The teams concerned must not go to a different lane without the umpire's permission.

Any member of the team winning the draw chooses the starting point and places or traces a circle on the ground of a size that the feet of each player can fit entirely inside it. However, a drawn circle may not measure less than 35 cm or more than 50 cm in diameter.

Where a prefabricated circle is used, it must be rigid and have an internal diameter of 50 cm (tolerance: + or – 2 mm).

Folding circles are permitted but on condition they are of a model approved by the FIPJP with regard, in particular, to the rigidity.

The players are required to use the regulation circles provided by the organisers.

They must also accept the regulation rigid circles or the FIPJP approved folding circles provided by their opponent. If both teams have one of these circles, the choice will be decided by the team that won the draw.

The circle must be drawn (or placed) more than one metre from any obstacle and at least 1.5 metres from another throwing circle or jack in use.

The interior of the circle can be completely cleared of grit/pebbles etc. during the end but must be put back in good order when the end is over.

The players' feet must be entirely on the inside of the circle and not encroach on its perimeter and they must not leave it or be lifted completely off the ground until the thrown boule has touched the ground. No part of the body may touch the ground outside the circle. Any player not respecting this rule shall incur the penalties as provided in article 35.

When crouching in the circle to play a boule/jack, the players heel can encroach over the inside edge of the circle, provided it does not touch the circle. If the player stands up and onto the circle before the boule/jack has touched the ground, they have stood on the perimeter of the circle, and not had both feet entirely inside the circle as required. A warning (yellow card) will be given.

As an exception, those disabled in the lower limbs are permitted to place only one foot inside the circle, but the other foot must not be in front of it. For players throwing from a wheelchair, at least one wheel (that on the side of the throwing arm) must rest inside the circle.

If a player picks up the circle when there are boules still to be played, the circle is replaced but only the opponents are allowed to play their boules.

The circle is not considered to be an out of bounds area.

In all cases the circle must be marked before the jack is thrown.

It is the responsibility of the player who throws the jack to mark the circle. If the playing team does not mark the circle (properly), the opposing team may do so, and/or call the umpire.

If a prefabricated circle is moved accidentally by a player and the circle was unmarked, it is to be replaced by agreement between the two teams as close as possible to where it was originally. If no agreement can be reached, the Umpire will place the circle in the most logical place. Failure to mark the circle correctly will warrant a warning (yellow card).

The team that is going to throw the jack must erase all throwing circles near the one it is going to use.

The team winning the toss, or the previous end will have only one attempt to throw the jack. If this jack is not valid it is handed to the opponent who must place it on the terrain at a valid position. If the jack is not placed in a valid position by the second team, the player who placed it shall be subject to the penalties outlined in article 35, In the event of a repeat offence, a new card will be issued to the whole team, in addition to any cards previously received.

If the jack is not placed in a valid position by team B on the first attempt, Team B player receives a warning (yellow card) but Team B re-places the jack in a valid position. That is, the jack is not given back to Team A to place.

The throwing of the jack by one member of the team does not imply that they are obliged to be the first to play.

The players must mark the position of the jack initially and after each time it is moved. No claims will be allowed for an unmarked jack and the umpire will rule only on the position of the jack on the terrain.

Previous markings should be erased each time a new position is marked. The marking of the jack can be carried out by either team, i.e. the opponents have the right to request that the playing team marks the jack, and to step onto the terrain to do so if the playing team does not.

Article 7. Valid distances for the thrown jack

For the thrown jack to be valid, the following conditions apply:

- 1) That the distance separating it from the internal edge of the circle must be
 - 6 metres minimum and 10 metres maximum for Juniors and Seniors.
 - For competitions intended for younger players, shorter distances may be applied.

When measuring for a valid jack, the end of the tape is placed on the inside edge of the circle, and the measurement is made to the closest edge of the jack. (See appendix 1)

- If the closest edge of the jack is straddling the six-metre measure line it is not a valid throw. The complete jack must be over the 6m measurement.
- For a 10m measure, the closest edge of the jack must be inside or on the 10m line to be valid. Over the line is invalid.

- 2) That the throwing circle must be a minimum of 1 metre from any obstacle and 1.5 metres from another circle or jack in use.
- 3) That the jack must be a minimum of 50 cm from any obstacle and from the end line of the lane, it must also be a minimum of 1.5 metres from another circle or jack in use. (note: no minimum distance is required from the "side" line that separates the lanes or the dead ball lines at the side of the lanes).
- 4) That the jack must be visible to the player whose feet are placed astride the extreme limits of the interior of the circle and whose body is absolutely upright. In case of dispute on this point, the umpire decides, without appeal, if the jack is visible.

At the following end the jack is thrown from a circle placed or traced around the point where it finished at the previous end, except in the following cases:

- The circle would be less than 1 metre from an obstacle, 1.5 metres from another circle or jack in use.
- The throwing of the jack could not be made to all regulation distances.

In the first case the player places or traces the circle at the regulation distance from the obstacle or object in question.

In the second case, the player may step back, in line with the previous end's play, without exceeding the maximum distance authorised for the throwing of the jack. This opportunity is offered only if the jack cannot be thrown to the maximum distance in any other direction.

If the circle is moved over the maximum authorised distance of 10.5m (10 + 0.5) by team A:

- (a) If the jack has not been thrown, Team A must move the circle forward to a valid position, and give the jack to Team B to place on the terrain.**
- (b) If the jack has been thrown, it is an invalid throw and Team A must give the jack to Team B, who will place it on the terrain (without moving the circle).**

If the jack has not been thrown in accordance with the rules defined above, the opposing team will place the jack in a valid position on the terrain. They may also move the circle back, in accordance with the conditions defined in these rules, if the first team's positioning of the circle did not allow the jack to be thrown the maximum distance.

(The circle must be moved before placing the jack).

In any case, the team which lost the jack after the invalid throw must play the first boule.

The team that won the right to throw the jack have a maximum of one minute to do so. The team that won the right to place the jack after the unsuccessful throw of the opponent must do so immediately.

If the jack is not placed in a valid position by team B:

- **Team B player receives a warning (yellow card);**
- **Team B re-places the jack in a valid position.**

Article 8. For the thrown jack to be valid

If the thrown jack is stopped by an umpire, an opponent, a spectator, an animal or any moving object, it is not valid and must be thrown again.

If the thrown jack is stopped by a member of the team the opponent will place the jack in a valid position.

If after the throwing of the jack, a first boule is played, the opponent still has the right to contest the validity of its position except in the case when the jack has been placed by a team member.

That is, by a member of the opposing team.

Before the jack is given to the opponent to place, both teams must have recognised that the throw was not valid, or an umpire must have decided it to be so.

If the opponent has also played a boule, the jack is definitely deemed valid and no objection is admissible.

After the throw of the jack, one player from the team who won the previous end, or the toss, may, after marking the jack, step out the distance to estimate if the jack has been thrown to a valid distance. However, the opposition should not also walk the distance to confirm, as this is wasting the time of the player to play their first boule and they have no right to be on the terrain at this point. The opposing team may however immediately contest the validity of the jack and request that it be measured.

Article 9. Dead Jack during an end

The jack is dead in the following 7 cases:

- 1) When the jack is displaced into an out of bounds area, even if it comes back on to the authorised playing area. A jack straddling the boundary of an authorised terrain is valid. It becomes dead only after having completely crossed the boundary of the authorised terrain or the dead ball line, that is to say, when it is entirely beyond the boundary when viewed from directly above. A puddle, on which a jack floats freely, is considered to be an out of bounds area.
- 2) When, still on the authorised terrain, the moved jack is not visible from the circle, as defined in article 7. However, a jack masked by a boule is not dead. The umpire is authorised to temporarily remove a boule to declare whether the jack is visible.
- 3) When the jack is displaced to more than 20 metres (for Juniors and Seniors) or 15 metres (for the younger players) or less than 3 metres from the throwing circle.
- 4) When on marked out playing areas, the jack crosses more than one lane immediately to the side of the lane in use and when it crosses the end line of the lane.
- 5) When the displaced jack cannot be found, the search time being limited to 5 minutes.
- 6) When an out of bounds area is situated between the jack and the throwing circle.
- 7) When, in time limited games, the jack leaves the designated playing area

Article 10. Displacement of obstacles

It is strictly forbidden for players to press down, displace or crush any obstacle whatever on the playing area. However, the player about to throw the jack is authorised to test the landing point with one of their boules by tapping the ground no more than three times. Furthermore, the player who is about to play, or one of his partners, may fill in a hole which would have been made by one boule played previously.

For not complying with this rule, especially in the case of sweeping in front of a boule to be shot, the players incur the penalties outlined in article 35.

At the completion of an end, the last team to throw their boule should erase the circle/markings just played from, to restore the ground to its original condition so as not to hinder future play.

Article 11. Changing of jack or boule

Players are forbidden to change the jack or a boule during a game except in the following cases:

- 1) The one or the other cannot be found, the search time being limited to 5 minutes.
- 2) The one or the other is broken: in this case the largest part is taken into consideration. If boules remain to be played, it is immediately replaced, after measuring, if necessary, by a boule or a jack of identical or similar diameter. At the next end the player concerned can take a new complete set of boules.

JACK

Article 12. Jack masked or displaced

If, during an end, a leaf or a piece of paper accidentally masks the jack these objects are removed.

If the jack comes to be moved by the wind or the slope of the terrain, for example or by an umpire, a player or spectator accidentally treading on it, a boule or a jack coming from another game, an animal or any other mobile object, it is returned to its original position, provided this was marked.

If the jack is moved by a boule played in this game, it is valid.

Article 13. Jack moved into another game

If, during an end, the jack is displaced onto another terrain of play, marked out or not, the jack is valid subject to the conditions outlined in article 9.

The players using this jack will wait, if there is room, for the players in the other game to complete their end, before completing their own.

The players concerned by the application of this rule must show patience and courtesy.

At the following end the teams continue on the terrain which had been allotted to them and the jack is thrown again from the place it occupied when it was displaced, subject to the conditions of article 7.

When the jack leaves the lane after being moved by a boule, the circle is returned to the position of the marked jack. If the jack was not marked or the mark cannot be agreed upon by both sides, the circle is placed inside the dead boule lines (side or back) where the jack left the lane. The circle can be moved back in line with the previous end's play, only to accommodate a valid throw between 6m to 10m.

Article 14. Rules to apply if the jack is dead

If, during an end, the jack is dead, one of three cases can apply:

- 1) Both teams have boules to play, the end is void and the jack is thrown by the team that scored the points in the previous end or who won the toss.
- 2) Only one team has boules left to play, this team scores as many points as boules that remain to be played.
- 3) The two teams have no more boules in hand, the end is void and the jack is thrown by the team that scored the points in the previous end or who won the toss.

Article 15. Positioning the jack after it has been stopped

- 1) If the jack, having been hit, is stopped or deviated by a spectator or by an umpire, it remains in this position.
- 2) If the jack, having been hit, is stopped or deviated by a player in the authorised playing area, their opponents have the choice of:
 - a). leaving the jack in its new position;
 - b). putting it back in its original position;
 - c). placing it anywhere on the extension of a line going from its original position to the place that it is found, up to a maximum distance of 20 metres from the circle (15 metres for the younger players) and such that it is visible.

Paragraphs b) and c) can only be applied if the position of the jack was previously marked. If this was not the case, the jack will remain where it is found.

If, after having been struck, the jack travels into an out of bounds area before returning, finally, on to the playing area, it is classed as dead and the actions defined in article 14 apply.

If through playing a boule the jack is stopped by a player and remains on the valid lane and the jack was marked, the playing team/player can take the jack over the dead boule line as a dead jack (but not over 20 metres) and score as many points as they have boule in hand if the opposing team have no boules left to play.

If the opposing team have boules left, the end can be pronounced dead by the playing team and a new end started with no points scored.

BOULES

Article 16. Throwing of the first and following boules

The first boule of an end is thrown by a player belonging to the team that has won the draw or has been the last to score. After that, it is the team that does not hold the point that plays.

The player must not use any object or draw a line on the ground to guide them in playing a boule or mark its landing point. Whilst playing their last boule, it is forbidden to carry a boule in the other hand.

The boules must be played one at a time.

Any boule thrown cannot be replayed. However, boules must be replayed if they have been stopped or deviated accidentally from their course between the throwing circle and the jack by a boule or jack coming from another game, or by an animal or any moving object (football, etc.) and in the case defined in article 8, third paragraph.

Before throwing his/her boule, the player must remove from it any trace of mud or whatever deposit, under threat of penalties outlined in article 35.

If the first boule played goes out-of-bounds, it is for the opponent to play first then alternately so long as there are no boules on the designated terrain.

If after shooting or pointing no boules are left on the designated playing area, the arrangements concerning a dead end as defined in article 29 apply.

Article 17. Behaviour of players and spectators during a game

During the regulation time allowed for a player to throw a boule the spectators and players must observe total silence.

The opponents must not walk, nor gesticulate nor do anything that could disturb the player about to play. Only their team-mate/s may remain between the throwing circle and the jack.

The opponents must remain beyond the jack or behind the player and, in both cases, to the side with regard to the direction of play and at a distance of at least 2 metres the one from the other.

The players who do not observe these regulations could be excluded from the competition if, after a warning from an umpire, they persist in their conduct.

(See Appendix 2)

Article 18. Throwing of the boules and boules going outside the terrain

Absolutely no-one, as a test, may throw their boules during a game including away from the lane where they are playing. Players who do not observe this rule could be penalised as set out in article 35.

During an end, boules going outside the marked terrain are valid except as in the application of article 19.

Article 19. Dead boules

Any boule is dead from the moment that it enters an out of bounds area. A boule straddling the boundary line of the authorised playing area is valid. The boule is dead only after having completely crossed the boundary of the allotted playing area, that is to say, when it is situated entirely beyond the boundary when viewed from directly above. The same applies when, on marked lanes, the boule completely crosses more than one of the lanes alongside the lane in use or when it crosses the end line of the lane.

In timed games played on a marked lane a boule is considered dead when it completely crosses the line of the designated lane.

If the boule comes back into the playing area, either because of the slope of the ground or by having rebounded from an obstacle, moving or stationary, it is immediately taken out of the game and anything that it has displaced after its passage into an out of bounds area is put back in place provided these objects have been marked.

Any dead boule must immediately be removed from the game. By default, it will be considered live the moment another boule is played by the opposing team.

Article 20. Stopped boules

Any boule played that is stopped or deviated by a spectator or an umpire, will remain where it comes to rest.

Any boule played, that is stopped or deviated accidentally by a player to whose team it belongs, is dead.

Any boule pointed that is stopped or deviated accidentally by an opponent, can, according to the wishes of the player, be replayed or left where it comes to rest.

When a boule shot, or hit is stopped or deviated accidentally by a player, the opponent may:

- 1) leave it where it stopped;
- 2) place it on the extension of a line which starts from the original position it occupied to its stopping point, but only on the playable area and only on condition that it had been marked.

The player purposely stopping a moving boule is immediately disqualified, along with their team, for the game in progress.

Article 21. Time allowed to play

Each player has the maximum duration of one minute to play their boule. This short period starts from the moment when the previous boule or jack stops or, if it is necessary to measure a point, from the moment the latter has been carried out.

The same requirements apply to the throwing of the jack.

The team winning the end has one minute to throw the coch, from when the last boule has stopped or when points from the previous end have been agreed.

All players not respecting this rule incur the penalties outlined in article 35.

If it is necessary to measure between the jack and the circle, the one minute is paused during the time taken to measure, as when measuring boule positions.

When is an end deemed to be finished in timed games?

This rule applies only in timed games to determine how many ends remain to be played after the time signal is sounded. It is not used for any other purpose.

When the time signal is sounded, players decide if all boules of the end have been played and have come to a stop. If so, that end has finished, (regardless of measuring and deciding points). It is the most objective point at which to decide the end of an end, as it does not allow players to 'play for time' through measuring, deciding points, calling the umpire etc. So, when the time signal is sounded...

- If the last boule of the end has been played and come to a stop, you have officially started the new end and are therefore able to play that end, plus the tournaments official end(s).
- If the last boule of the end has NOT been played or NOT stopped, you finish that end and then play the tournament's official end(s).

Rules for an extra end in timed games

When both teams are tied on equal score, either at the end of the time period or after the extra end, a result must be obtained in the next end. THE JACK MUST BE MARKED and:

- a. If the jack is moved outside the playing area and both teams have boules in hand, the jack is returned to its original position and play continues. Any boules moved remain in their new position.
- b. If the jack is moved outside the playing area and both teams are out of boules, the jack is returned to its original position and the end is measured. Any boules moved remain in their new position.
- c. If only one team has boules left, this team scores as many points as boules that remain to be played as per article 14.

Article 22. Displaced boules

If a stationary boule is moved by the wind or slope of the ground, for example, it is put back in its place, provided it has been marked. The same applies to any boule accidentally displaced by a player, an umpire, a spectator, an animal or any moving object.

To avoid any dispute, the players must mark the boules. No claim will be admissible for an unmarked boule, and the umpire will give a decision only in terms of the position the boules hold on the terrain.

The marking of boules can only be carried out by a member of the playing team. The opponents can request that the playing team mark their boules, or that they be allowed onto the terrain to do so.

However, if a boule is moved by a boule played in the same game, it remains in its new position.

Article 23. A player throwing a boule other than his own

The player who plays a boule other than his own receives a warning. The boule played is nevertheless valid but must immediately be replaced, possibly after measuring has been done.

In the event of it occurring again during the game, the guilty player's boule is disqualified and anything it displaced is put back in place, if their positions were marked.

Article 24. Boules thrown contrary to the rules

Except for cases in which these rules provide specific and graduated penalties as outlined in article 35, any boule thrown contrary to the rules is dead and if marked, anything that it has displaced in its travel is put back in place.

However, the opponent has the right to apply the advantage rule and declare it to be valid. In this case, the boule pointed or shot, is valid and anything it has displaced remains in its place.

POINTS AND MEASURING

Article 25. Temporary removal of boules

In order to measure a point, it is permitted, after having marked their positions, to temporarily remove the boules and obstacles situated between the jack and the boules to be measured.

After measuring, the boules and the obstacles which were removed are put back in place. If the objects cannot be removed, the measuring is done with the aid of callipers.

Under no circumstances must boules be twisted and turned on the surface to leave an indentation for the boule to be replaced in, or for the top of the boule to be hit by another boule. It is also forbidden to place a finger on a jack or boule to stop it from moving. To take any of these actions incurs a warning.

Article 26. Measuring of points

The measuring of a point is the responsibility of the player who last played or by one of their team-mates. The opponents always have the right to measure after one of these players.

Measuring must be done with appropriate instruments, which each team must possess.

Notably, it is forbidden to effect measurements with the feet. The players who do not observe this rule will incur the penalties outlined in article 35.

Whatever positions the boules to be measured may hold, and at whatever stage the end may be, an umpire can be consulted, and their decision is final. During the time that an umpire is measuring the players must be at least 2 metres away.

By decision of the organising committee, especially in case of televised games, it may be decided that only an umpire is empowered to measure.

Article 27. Removed Boules

It is forbidden for players to pick up played boules before the completion of an end.

This includes boules behind the dead boule line, but not boules that have gone dead during play and need to be placed behind the dead ball line.

At the completion of an end, all boules picked up before the agreement of points are dead. No claim is admissible on this subject.

If a player picks up one of their boules from the playing area while his partners have boules remaining, they will not be allowed to play them.

Article 28. Displacement of the boules or the jack

The team, whose player displaces or disturbs the jack or one of the contested boules, while effecting a measurement, loses the point.

If, during the measurement of a point, the umpire disturbs or displaces the jack or a boule, the umpire will make an impartial decision.

If a boule or jack is moved while effecting a measure, the team measuring loses the point, i.e. their boule is deemed to be not holding the point. The umpire should be called, and they will:

- a) place the jack or boule to reflect the lost point if it has created an advantage to the team who moved the jack or boule.**
- b) If the movement has given the point to the opponents, it remains as it stands.**

The team losing the point must play the next boule.

Article 29. Boules equidistant from the jack

When the two closest boules to the jack belong to opposing teams, and are at an equal distance from it, 3 cases can apply:

- 1) If the two teams have no more boules to play the end is dead and the jack belongs to the team which had scored the points in the previous end, or who had won the draw.
- 2) If only one team has boules at its disposition, it plays them and scores as many points as it has boules closer to the jack than the nearest opponent's boule.
- 3) If both teams have boules at their disposition, it is for the team which played the last boule to play again, then the opposing team, and so on alternately until the point belongs to one of them. When only one team possesses boules, the arrangements set out in the preceding paragraph apply.

If, after completion of the end, no boules remain within the authorised playing area, the end is null and void.

Article 30. Foreign bodies adhering to the boules or jack

Any foreign bodies adhering to the boules or the jack must be removed before measuring a point.

Article 31. Complaints

To be considered, any complaint must be made to an umpire. As soon as the game is finished, no complaint can be accepted.

DISCIPLINE

Article 32. Penalties for absent teams or players

At the time of the draw and the announcement of its result, the players must be present at the control table. A quarter of an hour after the announcement of these results, the team which is absent from the terrain will be penalised one point which is awarded to their opponents. This time limit is reduced to 5 minutes in games that are timed.

After this time limit, the penalty accrues by one point for each five minutes of the delay.

The same penalties apply throughout the competition, after each random draw.

If a game restarts following an interruption, for any reason, the penalties will be one point for every 5 minutes the team is absent.

The team which does not present itself on the playing area within 30 minutes of the start or restart of games is declared to be eliminated from the competition.

An incomplete team has the right to start a game without waiting for its absent player; nevertheless, it does not use the boules of that player.

No player may be absent from a game or leave the playing area without the authorisation of an umpire. In any case this absence will not interrupt the course of the game, nor the obligation for the partners to play their boules in the specified minute. If the player has not returned by the time they are to play their boules, they are cancelled at the rate of one boule per minute.

This applies when two Umpires are in attendance. When only one Umpire is in attendance, the departing player may get the permission of their opposition. The requirement for time limited games still applies i.e. the player wanting to leave must have already played all their boules.

If permission has not been granted the penalties outlined in article 35 shall apply.

In the case of an accident or medical problem officially recognised by a doctor, the player may be granted a maximum absence of fifteen minutes. If using this option should prove fraudulent, the player and his team will be immediately excluded from the competition.

Article 33. Late arrival of players

If, after an end has started, the missing player arrives, they do not take part in this end. The player is accepted into the game only as from the following end.

If a missing player arrives more than 30 minutes after the start of a game, they lose all rights to participate in that game.

If their team-mates win this game, the player will be able to participate in the following game provided they were originally registered with that team.

If the competition is played in leagues, the player will be able to take part in the second game whatever the result of the first.

The first end of a game is considered as having started as soon as the jack has been thrown, regardless of the validity of the throw. The following ends are considered to have started as soon as the last boule from the previous end has stopped.

Article 34. Replacement of a player

The replacement of a player in Doubles, or of one or two players in Triples, is permitted before the official announcement of the commencement of the competition (gun, whistle, announcement, etc.), on condition that the substitute(s) was/were not previously registered in the competition as belonging to another team.

Article 35. Penalties

For non-observation of the rules during a game, the players incur the following penalties:

- 1) Warning, which is officially marked by an umpire presenting a yellow card to the player at fault.

However, a yellow card for exceeding the time limit will be imposed on all the players of the offending team. If one of these players has already been given a yellow card, they will be penalised by disqualification of the boule played or to be played.

- 2) Disqualification of the boule played or to be played, which is officially marked by an umpire presenting an orange card to the player at fault.
- 3) Exclusion of the responsible player for the game, which is officially marked by an umpire presenting a red card to the player at fault.
- 4) Disqualification of the team responsible.

5) Disqualification of the two teams in case of complicity.

The warning is a sanction and can only be given after an infringement of the rules. Giving information to players or requesting they should respect the rules at the start of a competition or of a match is not to be considered as a warning. **(See Appendix 6)**

Article 36. Bad weather

In the event of inclement weather, such as heavy rain, any end started must be completed, unless a contrary decision is made by an umpire, who is the only person authorised, after consultation with the jury or organising committee, to make the decision to stop the games or, for the cancellation of the competition in the case of force majeure.

Article 37. New phase of play

If, after the announcement to start a new phase of the competition (2nd round, 3rd round, etc.), certain games of the previous phase have not been completed, an umpire may, noting that the smooth running of the competition can no longer be assured, ask the jury or the organising committee to stop all outstanding games in progress or even the competition.

Article 38. Lack of Sportsmanship

The teams that argue during a game, who show lack of sportsmanship and respect towards the public, the organisers or the umpires, will be excluded from the competition. This exclusion can incur non-acceptance of the results, as well as the application of penalties set out in article 39.

Article 39. Bad behaviour

The player who is guilty of bad behaviour, or worse, violence towards an official, an umpire, another player or a spectator incurs one or several of the following penalties, depending on the seriousness of the offence.

- 1) Exclusion from the competition.
- 2) Withdrawal of licence or of the official document.
- 3) Confiscation or restitution of expenses and prizes.

The penalty imposed on the guilty player can also be imposed on their team-mates.

Penalty 1 is imposed by an umpire.

Penalty 2 is imposed by the jury or the organising committee.

Penalty 3 is imposed by the organising committee which, within 48 hours, sends a report with the expenses and prizes retained to the federation's organisation which will decide on their destination.

In all cases, the Chairman of the Committee for the Federation concerned will make the final decision.

Correct dress is required of the players, specifically it is forbidden to play without a top and for safety reasons, the players must wear fully enclosed shoes protecting the toes and heels.

It's forbidden to smoke during play, including electronic cigarettes. It is also forbidden to use mobile phones during the games.

Any player who does not observe these rules, will be excluded from the competition if they persist after a warning from an umpire.

Article 40. Duties of the Umpires

The umpires designated to control the competitions are charged to be on the watch for strict application of the rules of play and the administration rules which complete them.

Subject to the seriousness of the offence, they have the authority to exclude for a game or disqualify from the competition, any player or any team who refuses to comply with their decision.

The spectators with valid or suspended licences, who, by their behaviour, are the origin of incidents on the terrain of play, will be the subject of an umpire's report to the Federal executive. The latter will summon the guilty party or parties before a competent Disciplinary Committee who will decide on the penalties to apply.

Article 41. Composition and decisions of the Jury

Any case not provided for in the rules is submitted to an umpire who can refer it to the competition's jury. This jury comprises at least 3 people and at the most 5 people. The decisions taken by the jury in applying this paragraph are without appeal. In the case of a split vote, the president of the jury has the casting vote.

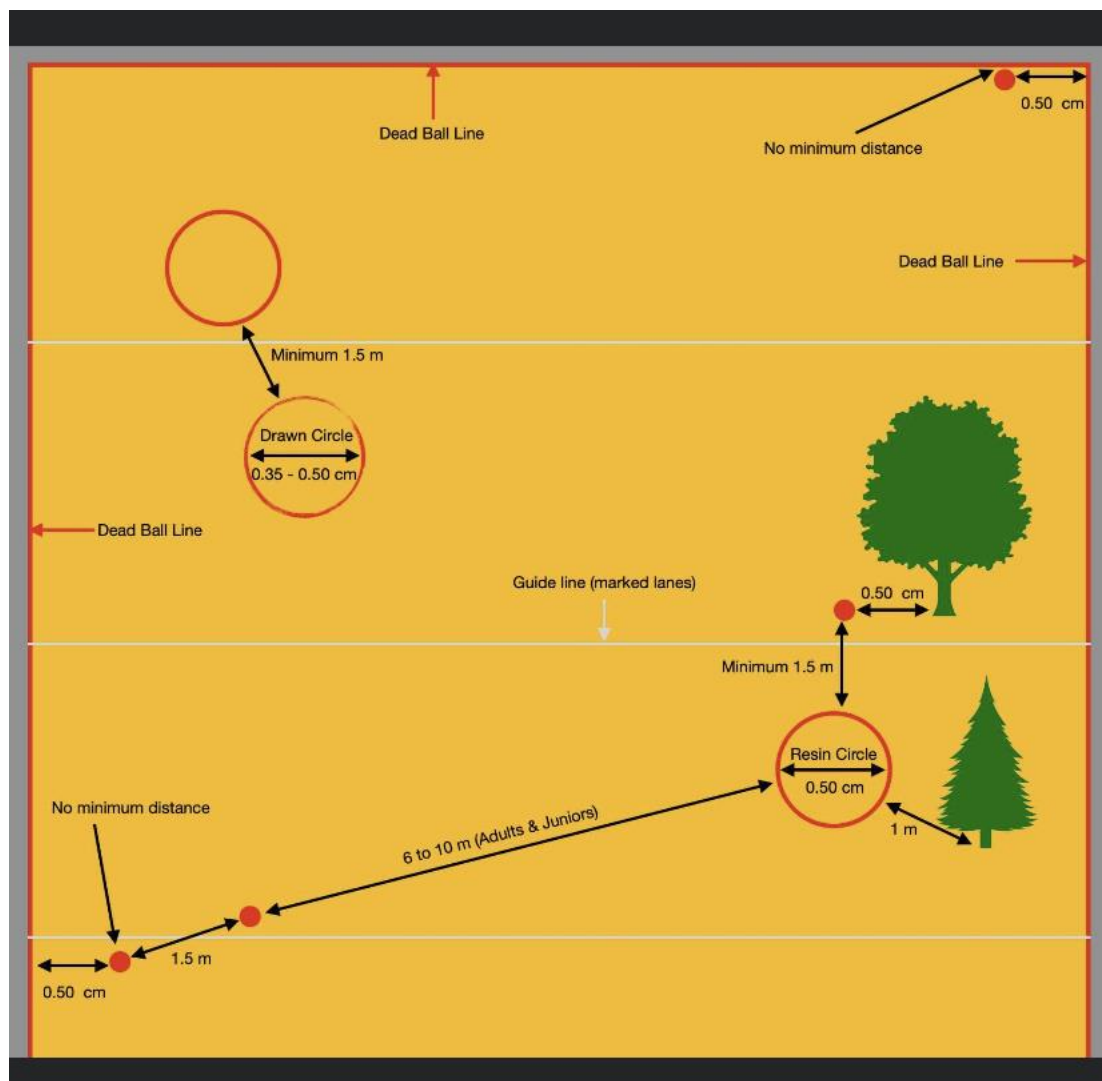
These Rules were approved by the Executive Committee of the FIPJP (December 2020).

These Rules were ratified by Petanque New Zealand on 20 January 2021 and apply from that date.

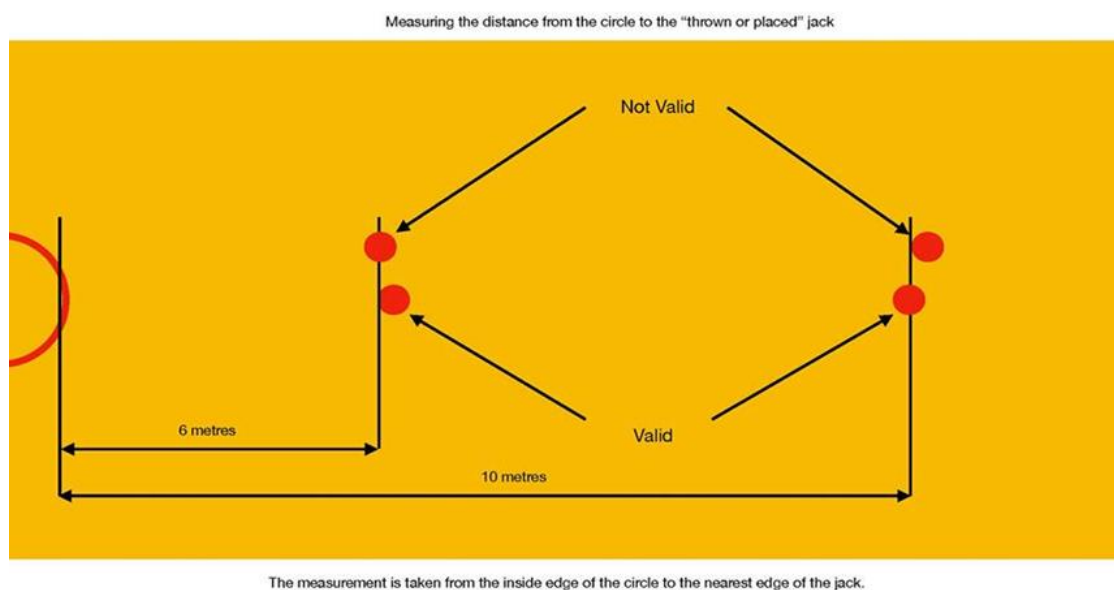
APPENDICES

APPENDIX 1

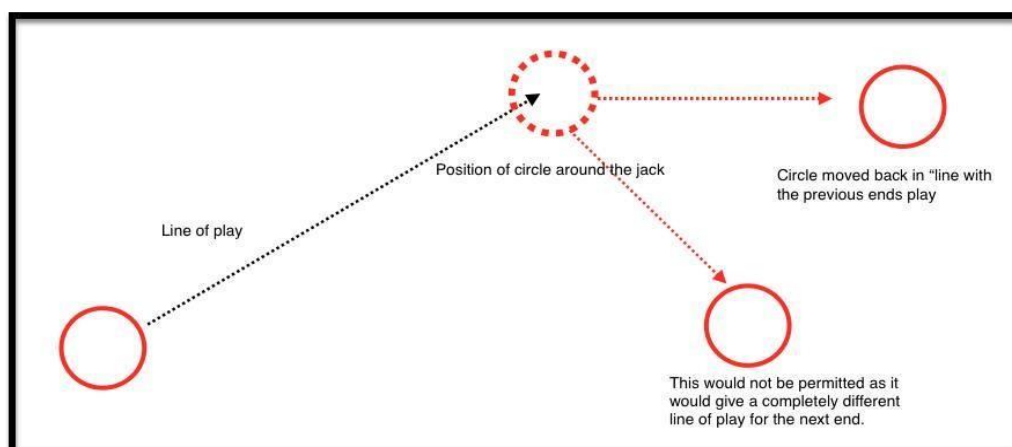
**New
Distances &
Rules
January 2021**



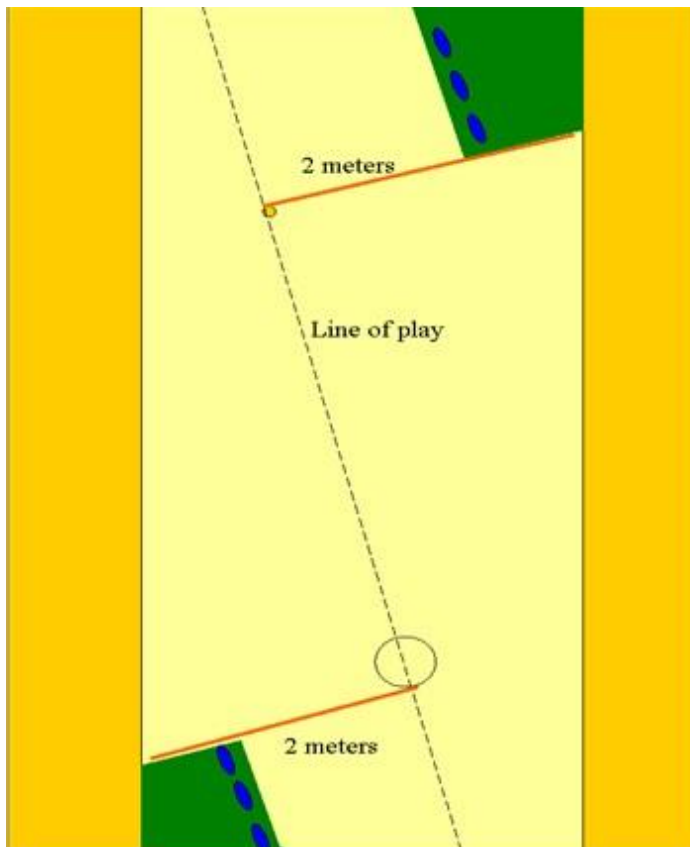
APPENDIX 2 Throwing of a Legal Jack



APPENDIX 3 Moving Circle in Line of Play



APPENDIX 4 – Where the opposition can stand in a game



Article 16: Behavior of players and spectators during a game.

During the regulation time allowed for a player to throw a boule the spectators and players must observe total silence.

The opponents must not walk, nor gesticulate nor do anything that could disturb the player about to play.

The opponents must remain beyond the jack or behind the player and, in both cases, to the side with regard to the direction of play and at a distance of at least 2 meters the one from the other.

The players who do not observe these regulations could be excluded from the competition if, after a warning from the Umpire, they persist in their conduct.

APPENDIX 5 Choices when a jack is stopped

The Jack is hit at point A but is stopped at point B

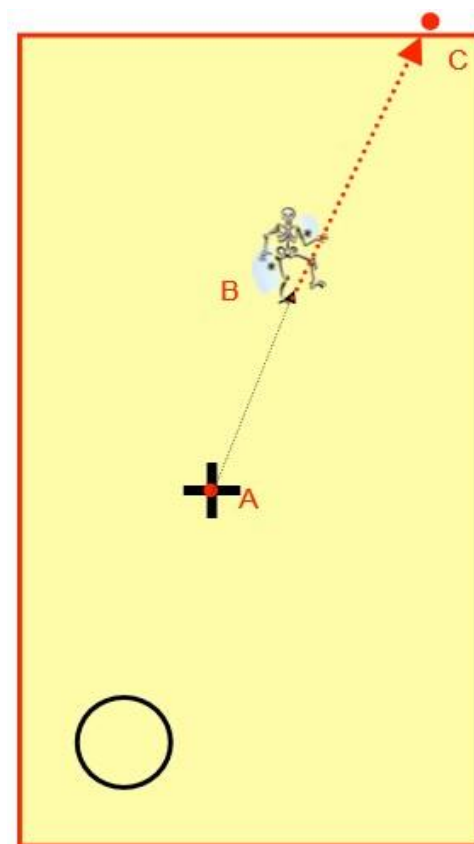
- 1) By a spectator or Umpire: It remains at B.
- 2) By a player: The opponent can:
 - a) leave it at B;
 - b) put it back to A;
 - c) place it anywhere on the line extended from A (its original position) through B (where it is found), up to a maximum distance of 20m from the circle (15m for younger players) and such that it is visible.

This includes taking the jack over the dead ball line to C, and declaring it dead, thus invoking the actions in Article 14.

b) and (c) may only be applied if the position of the jack had been marked.


If a marked jack has been hit or deviated by a player and it stops in an out of bounds area (C), the opponent of this player has the choice of

- 1) putting it back in its original position (if it was marked).
- 2) leaving in its new position and declaring it dead.



APPENDIX 6 Marking of boules and jack (PNZ Rule)

The purpose of marking a jack or a boule is simple - so that if they are moved from their position for any reason (measuring, identification, displacement), the marking lines can be continued through the right angle to complete a cross. This will show the centre point of where the boule/jack was originally positioned, and the boule/jack can be replaced. Figure 1a shows correct, right angle marking; figure 1b shows the marks left once the boule is removed and figure 1c shows how if you continue both lines you get a cross with a centre point, which is the correct place for the boule to be replaced onto.



The four criteria of how to correctly mark a jack or boule are:

- A minimum of two lines must be drawn (3 or 4 is also acceptable).
- The lines must be drawn at right angles to each other.
- Lines must be at a depth and length according to the relevant playing surface so they can be clearly seen but without affecting the run of the boule.
- No line must be facing the playing circle or the jack

See drawings 2a and 2b below for correct and incorrect markings

Fig 2a (Correct markings)






Fig 2b (Incorrect markings) A = faces the jack; B = only 1 line; C = not at right angles; D = one line faces the circle and one is too thick; ● = parallel lines so no cross is able to be made



APPENDIX 7 - Article 35 PENALTIES

Warning YELLOW CARD



A Yellow card will be issued to the player at fault.

However, a yellow card for exceeding the one-minute time limit will be imposed on **all** players of the offending team. If one of these players has already been given a yellow card, they will have a boule played, or to be played, disqualified.

Boule Disqualified ORANGE CARD



An Orange card will be issued to the player at fault.

A boule played or to be played will be disqualified.

If the player has no boules left, a boule to be played will be disqualified in the next end.

Exclusion or Disqualification RED CARD



A Red card will be issued to the player at fault.

Disqualification of the player for the game.

Disqualification of the team responsible.

Disqualification of the two teams in the case of complicity.

For lack of sportsmanship or bad behaviour. the player/team can be excluded from the competition.

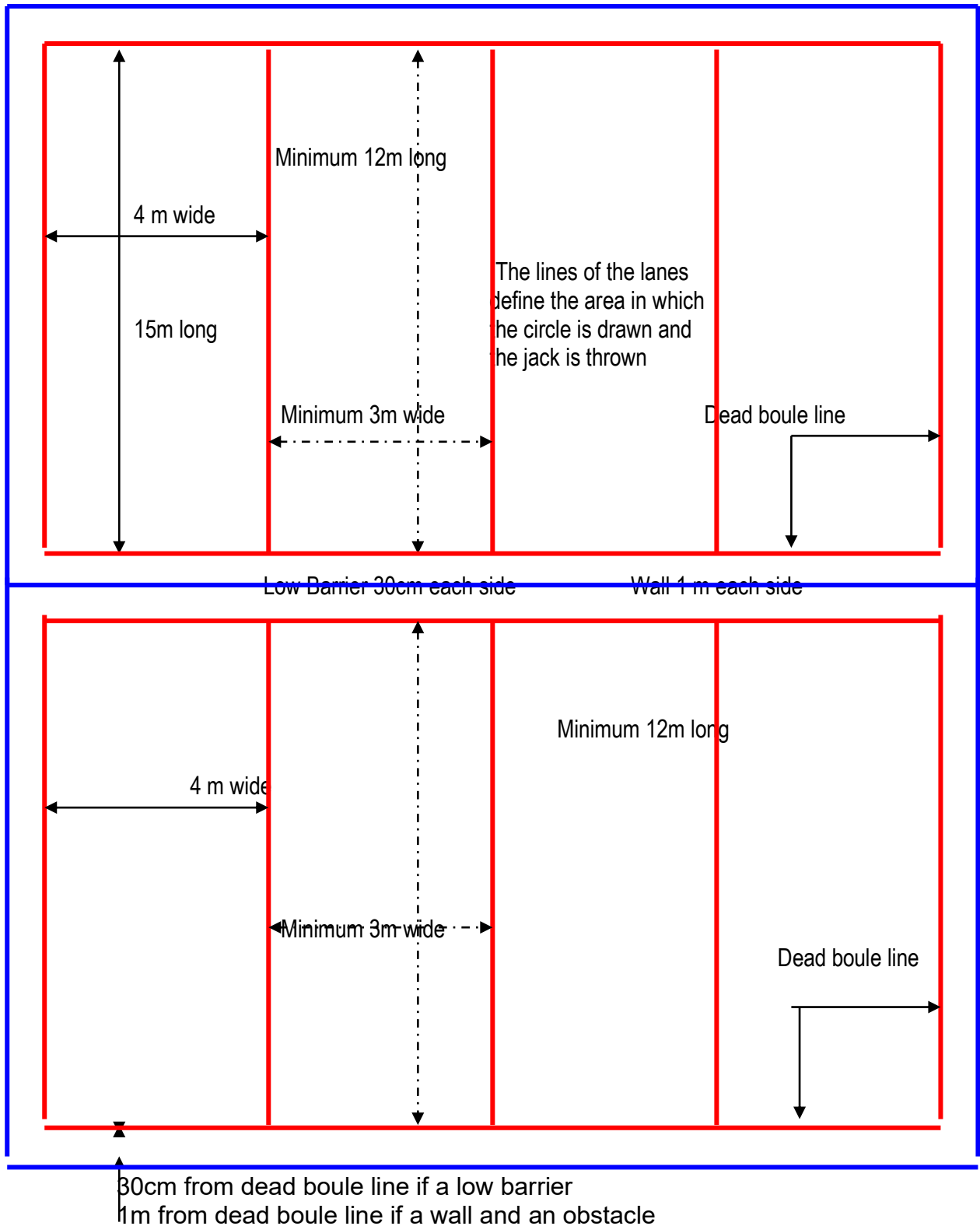
When it is not an exclusion from the Competition, rule penalties **are back to nil at the end of each game**. However, discipline sanctions may apply for the entire tournament.

NOTES

Marked Terrain in accordance with FIPJP specifications

30cm from dead boule line if a low barrier.

1m from end dead boule line if a wall and an obstacle



Terrains which are enclosed by walls of a height which impedes a player throwing a boule, whether from a standing or crouching position, should have the dead boule line 1metre in from the wall, i.e. it is an obstacle.

The dead ball line only needs to be 30cm from a side wall of the same or similar height, so that the boule can be visually seen moving over the line or rebounding off the wall.

At the end of the piste where a wall is in place the dead boule line should be 1m from the wall. If a lower board, which is not an obstacle, is placed between a front and back piste, then the distance from the dead boule line and this board should be a minimum of 30cm on both sides, to stop the boule. However, 50cm allows players more room to stand at the ends.